

Ship Orders And Behaviours









 Updated for version 4.20. **TODO:** Add more order icons




The captains of ships (both player owned and NPC) are capable of performing a variety of tasks based on the skill level of the captain and the size/role of ship flown. These tasks can be direct **Orders** or **Default Behaviours** which are automatically performed when there are no orders queued. Player owned ships can be ordered by selecting the ship with a left click and then right clicking the target object/location to open a menu with a choice of available orders. The Default Behaviour for the ship is set under the **Behaviour** section of the [Information tab of the Map](#). Some behaviours have additional fields that need to be set before the ship will begin performing the task.

- [Orders](#)
 - [Orders](#)
 - [Trade Orders](#)
 - [Assign Role For](#)
 - [Fleet Orders](#)
- [Default Behaviours](#)
 - [Combat](#)
 - [Mining](#)
 - [Navigation](#)
 - [Trade](#)
 - [Miscellaneous](#)



Orders

Orders







Symbol	Name	Description/Explanation
	Fly To	Ship will fly to an object and wait. If instructed to fly to a moving object the ship will follow the object.
	Protect	Ship will fly around a static target or follow a moving target until that target is attacked.
	Dock At	Ship will fly to and then dock and wait and an object.
	Dock To Trade	Ship will fly to and then dock and trade with an object.
	Venture From	Ship (Must be M/S) will fly to a venture sendoff dock and wait until sent on a venture.
	Attack	Ship will attack a selected target. After destroying the target the ship will hold position
	Attack targets in range	Ship will attack all targets in a selected radius. After destroying all targets the ship will hold position
	Attack Multiple Objects	Ship will attack the selected targets.
	Upgrade/Repair At	Ship will dock at and then repair at a wharf/shipyard/resupply ship in a way specified by the player.

N/A	Sell Ship At	Ship's ownership will be transferred to the recipient faction and the player is paid a 2nd hand rate for the ship.
	Explore	Ship will move in a spiral shape to uncover a specified radius of a sector. It's possible to right-click a gate, accelerator, or superhighway entry gate leading to the sector which should be explored and select this command. This will place the center in the new sector and sets the radius to what the pilot thinks should cover all of the inhabited space in that sector.
	Update Trade Offers	Ship will fly around a sector and update station trade offers. Note: as the ship is moving and isn't constantly updating the entire sectors trade offers at one time some stations information is inaccurate until the ship passes it again.
	Collect Drops	Ship will collect specified drops in an area. Can be set up to collect, legal, illegal or trade/mining wares.
	Mine	Mining ship will mine for resources in a specified region.
	Deploy At Position	Ship will deploy a specified deployable (e.g satellite, lasertower, friend/foe mine, etc) at a selected location.
	Transfer Crew	Crew will either walk from the old ship to the new ship when docked or use personnel pods when in space






Trade Orders

Symbol	Name	Description/Explanation
	Trade With	Ship will trade with a station/resupply ship (monetary transaction).
	Transfer Wares With	Ship will exchange wares with a station/resupply ship (no monetary transaction).

Assign Role For






Symbol	Name	Description/Explanation	Notes
	Defend Commander	Ship(s) will defend their commanding ship/ station and will act when the commanding ship/station is attacked.	
	Attack with Commander	Ships(s) will attack their commanding ship/station's target.	This order is quite handy for getting S ships to swarm capitals.
	Intercept for Commander	Ship(s) will attack hostile fighters (S/M) ships near its commander.	This order is suitable for keeping light nimble fighters away from destroyers and carriers
	Resupply For	Resupply ship(s) will buy wares to resupply and repair their commanding ship's fleet. When not trading for wares the resupply ship will try to fly with the fleet.	Only Resupply Ships can perform this command
	Mining For	Mining ship(s) will collect/mine resources for their commanding station.	
	Trading For	Trading ship(s) will trade resources for their commanding station.	
	Mimic For	Ship(s) will copy the commander's default behaviour	Only available for select default behaviours

Fleet Orders


Symbol	Name	Description/Explanation	Notes
	Recall Subordinates	Orders all subordinates to return to and dock at (if possible) the commander	
	Supply Fleet	Resupply Ship(s) will resupply their fleet	consumes resources
	Get Supplies	Resupply Ship(s) will create buy orders for materials	costs the player credits
	Repair and Resupply	Resupply Ship(s) will resupply and repair their fleet	consumes resources
	Restock Subordinates	Resupply Ship(s) will restock their fleet with consumables (missiles, flares, etc)	consumes resources
	Coordinate Attack	A more advanced attack command with parameters for ship groupings and aggression	

Default Behaviours

Combat








Symbol	Name	Description/Explanation	Notes
	Patrol	Ship(s) will fly around a specified sector in a specified range and attack hostile ships and stations.	
	Police	Ship(s) will patrol and scan ships in a specified sector in a specified range and attack ships with illicit goods that refuse to drop them. (When the player uses this command illicit wares are determined from the list under 'Global Orders'. It is best used in a player-controlled sector).	
	Protect Position	Ship(s) will defend their assigned position in a specified radius.	
	Protect Ship	Ship(s) will follow and defend their assigned ship.	
	Protect Station	Ship(s) will fly near and defend their assigned station.	

Mining





Symbol	Name	Description/Explanation	Notes
	AutoMine	Mining ship will automatically mine and trade in a range based on skill level.	

Navigation

Symbol	Name	Description/Explanation	Notes
--------	------	-------------------------	-------

	Dock And Wait	Dock And Wait	
	Explore	Ship will move in a spiral shape to cover a specified radius of a sector.	
	Follow Ship	Ship will follow a specified ship	
	Fly to Object	Ship will fly to a specified object (can be ship/station/gate etc) and then wait. In the case of a ship it will follow the ship.	
	Fly and Wait	Ship will fly to a specified point on the map and then stop and wait.	
	Hold Position	Ship will maintain current position either docked or undocked. It is the default behaviour for newly built/captured ships.	
	Revisit known stations	Ship will fly between stations in a chosen sector, dock at them temporarily, and then proceed to the next station. (It is most useful for leveling up pilots).	

Trade

Symbol	Name	Description/Explanation	Notes
	Find Build Tasks	Builder ship will fly slowly around the galaxy looking to build NPC stations.	
	Distribute Wares	Ship (recommended for L traders) will buy a ware en masse from a specified whitelist at a station and sell it in smaller amounts to stations/resupply ships.	
	Plunder	"Waylay and steal from vulnerable ships or stations". Ship will attempt to attack NPC trade ships forcing them to drop their cargo and will then collect the cargo (cargo drones required) and take them back to a station.	the effectiveness of this command is uncertain and will undoubtedly get the player in trouble with faction police
	AutoTrade	Ship (recommended for M/S traders) will buy a ware from a specified whitelist at a station and sell it to a station/resupply ship	

Miscellaneous

Symbol	Name	Description/Explanation	Notes
	Repeat Orders	Allows the ship to repeatedly complete a queue of orders, the first order will be executed after to final one creating a loop	Only available for select orders
	Mimic	Causes the ship to adopt its commander's default behaviour	Only available for select default behaviours